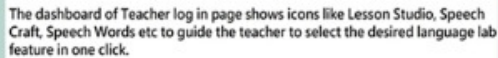




# E- Governance

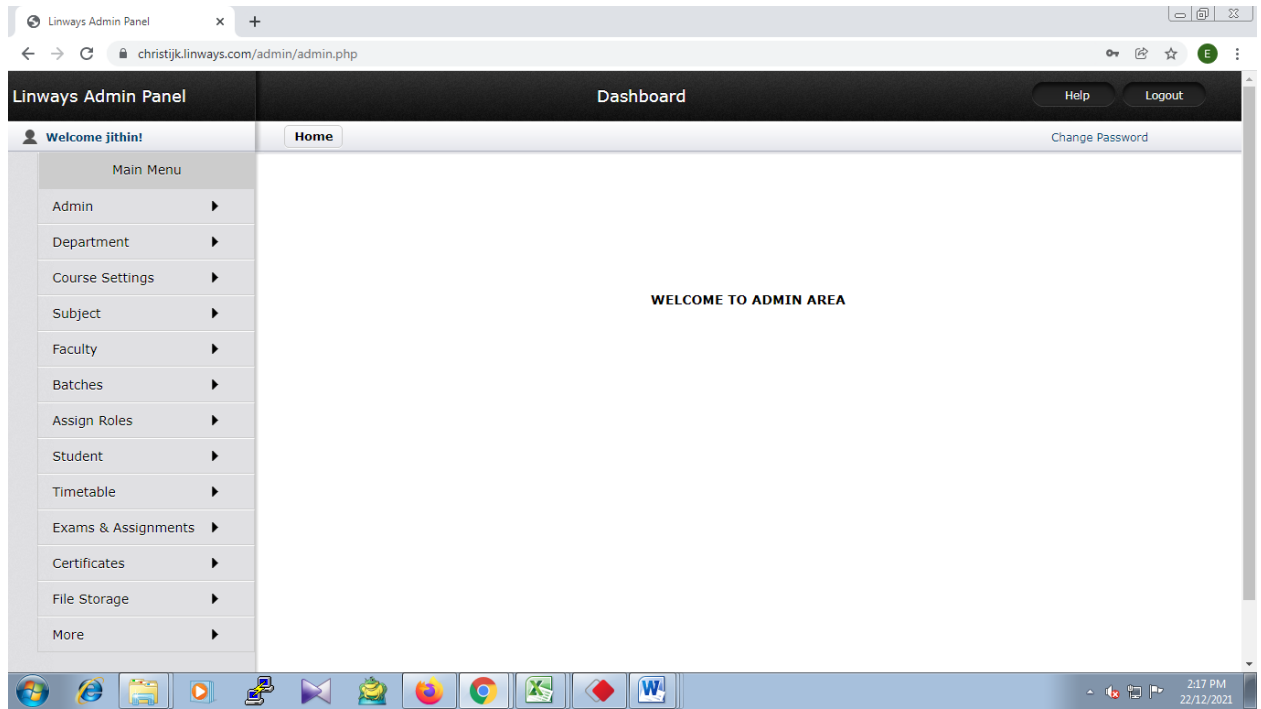


## Table of Contents

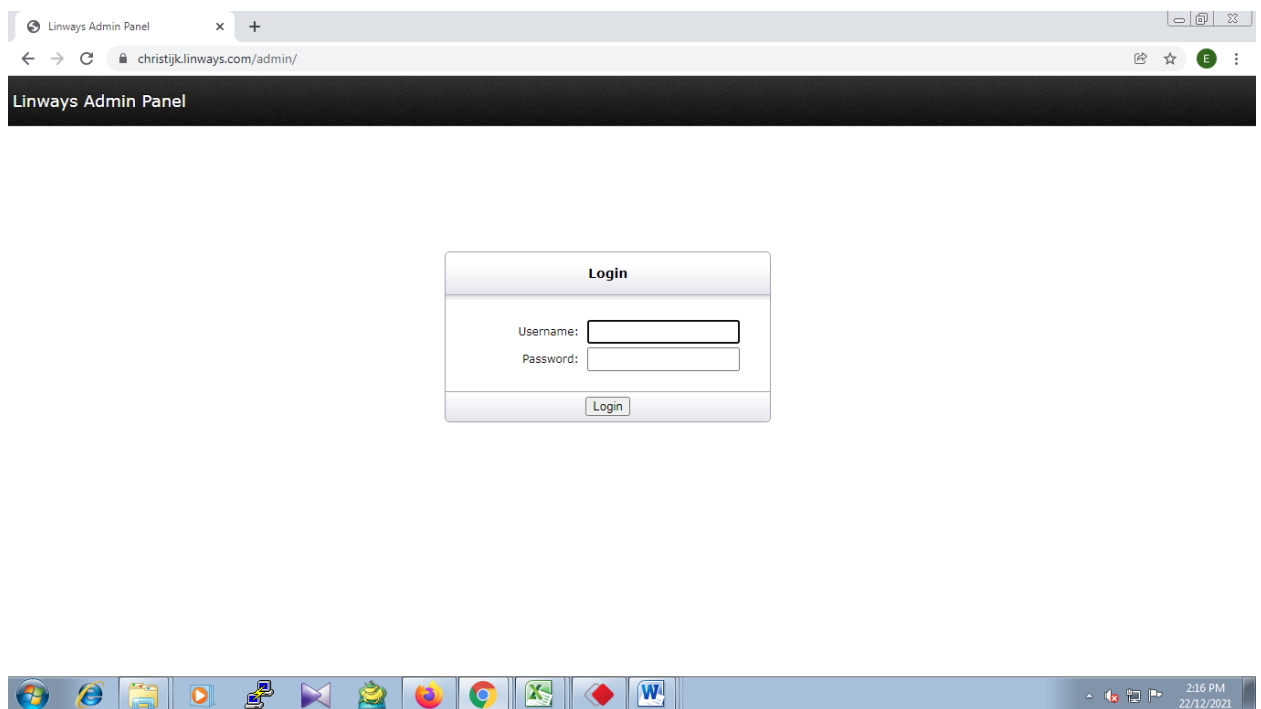
<b>Table of Contents.....</b>	<b>1</b>
<b>ADMINISTRATION.....</b>	<b>3</b>
ADMIN LOGIN PAGE: .....	3
STAFF LOGIN PAGE: .....	4
<b>BOOKING SUPPORT .....</b>	<b>4</b>
<b>e-COMPLAINTS .....</b>	<b>7</b>
<b>KOHA -LIBRARY.....</b>	<b>10</b>
<b>LANGUAGE LAB.....</b>	<b>12</b>
TEACHER LOGIN DASHBOARD:.....	12
SPEECH CRAFT:.....	13
REGISTERED E-EXAM: .....	14
STUDENT LOGIN DASHBOARD: .....	15
REPORTS:.....	15
TEXT TO SPEECH: .....	16
VIEW LESSON: .....	16
<b>Linways.....</b>	<b>17</b>
ADMIN HOME PAGE: .....	17
ADMIN LOGIN PAGE: .....	17
EXAM ADMINISTRATOR HOME PAGE:.....	18
EXAM ADMINISTRATOR LOGIN PAGE:.....	18
EXAM CONTROLLER HOME PAGE:.....	19
EXAM CONTROLLER LOGIN PAGE:.....	20
STAFF LOGIN PAGE: .....	21
STUDENT HOME PAGE: .....	21
STUDENT LOGIN PAGE: .....	22
<b>MOODLE LMS.....</b>	<b>22</b>
LOGIN PAGE: .....	22
TEACHER LOGIN:.....	23
SEMESTER WISE COURSE: .....	23
<b>OBE DeQ .....</b>	<b>24</b>

LOGIN PAGE: .....	24
HOME PAGE: .....	25
PSO ADMINISTRATION:.....	25
FACULTY ADMINISTRATION: .....	26
<b>QUESTION BANK</b> .....	26
LOGIN PAGE: .....	26
COURSE LIST: .....	27
<b>BIOMETRIC PUNCHING</b> .....	27
<b>TALLY</b> .....	29

## ADMINISTRATION



## ADMIN LOGIN PAGE:



[BACK TO MAIN PAGE](#)


## STAFF LOGIN PAGE:

CHRIST COLLEGE

christijk.linways.com/staff/

CHRIST COLLEGE (Autonomous) Irinjalakuda


Linways AMS - Convenience and the ability to learn at any place and any time.

 **Teacher Benefits**

- ✓ Use course materials previously created.
- ✓ Give assignments and assess them online.
- ✓ Conduct tests and exams online.
- ✓ Put up various notifications and results of tests online.
- ✓ Remark on performance of various students.
- ✓ Online attendance marking and report generation.

**Sign In**

**Sign in**

 **Sign in with Google**

[Forgot Password?](#)

This web application is best viewed using FireFox 3, Safari 3, Chrome 3 or its higher versions.


Powered by Linways Technologies Pvt. Ltd.


Product Version :3.4.0 AUTONOMOUS

2:20 PM  
22/12/2021

## BOOKING SUPPORT


1.

 **DEPARTMENT OF IT**




**TECHNICAL SUPPORT**

Here is where you can contact us for any



**CHRIST**  
COLLEGE (AUTONOMOUS)  
IRINJALAKUDA, KERALA




**BOOKING SUPPORT**

Here is where you can book facility.

[BACK TO MAIN PAGE](#)

2.

 DEPARTMENT OF IT


# BOOKING SUPPORT

SEMINAR HALL

AUDITORIUM

LABS

ONLINE SESSIONS



For Booking Enquiries

3.

**NEW BOOKING**

To start, please enter your email address.  
You'll be the holder of this new booking.

EMAIL

lintog@christcollegeijk.edu.in

Next

4.

⚠ Your booking doesn't meet the advance-notice requirements. Bookings are not allowed to be made less than 2 days in advance.

REPEAT\*

None

SPACES\*

Chavara Seminar Hall

BOOKING TITLE

techfest

VENUE REQUIREMENT\*

YOUR DETAILS

Linto George  
 ✉ lintog@christcollegeijk.edu.in  
 ☎ 085938 50720

Edit details

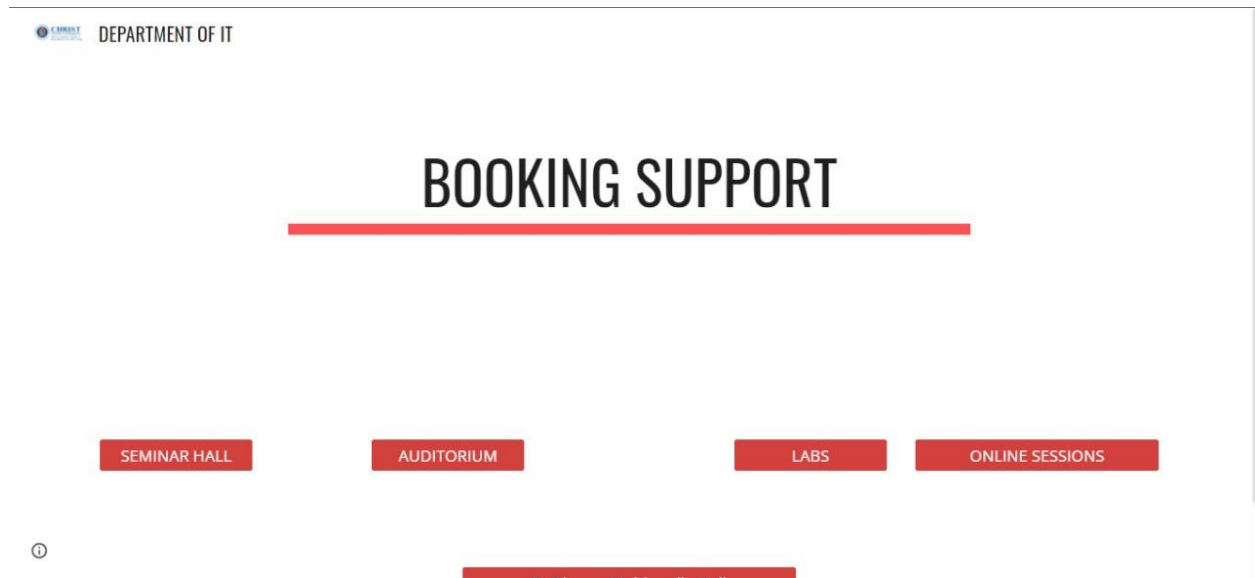
CANCELLATION/CHANGES

5.

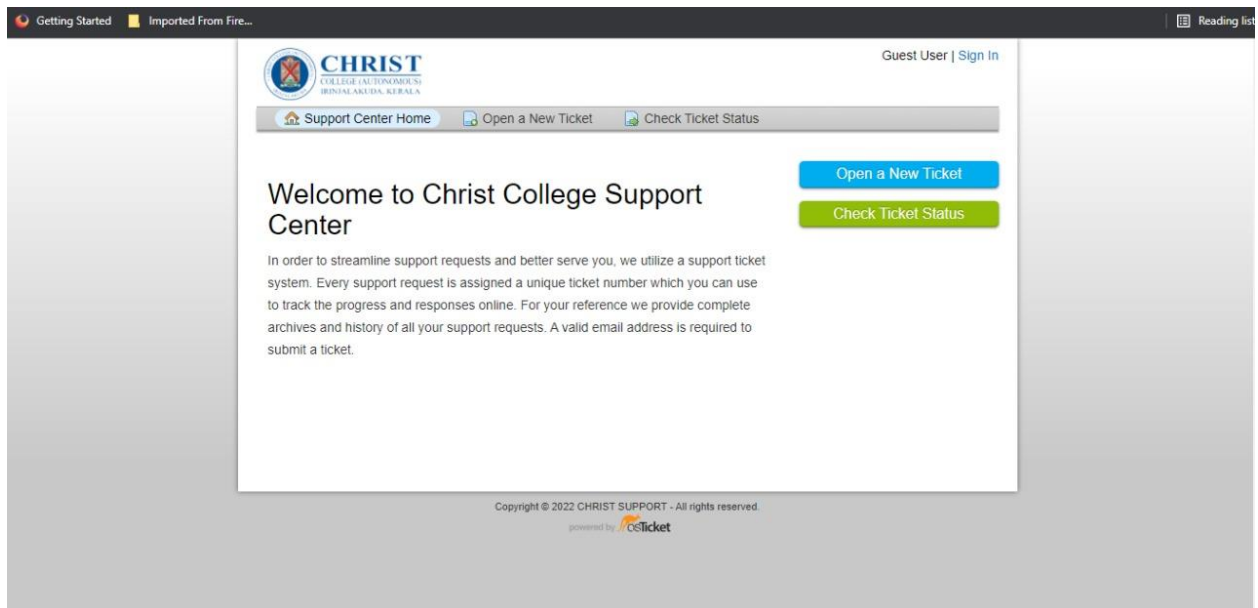




2.



3.




4.

This screenshot shows the 'Open a New Ticket' form. The heading is 'Open a New Ticket' in blue. Below it, a instruction says 'Please fill in the form below to open a new ticket.' The form is divided into two sections: 'Contact Information' and 'Help Topic'. Under 'Contact Information', there are input fields for 'Email Address \*', 'Full Name \*', and 'Phone Number' (with an 'Ext.' field). Under 'Help Topic', there is a dropdown menu labeled '— Select a Help Topic — \*'. At the bottom of the form are three buttons: 'Create Ticket', 'Reset', and 'Cancel'. The footer is identical to the first screenshot, showing the copyright notice and 'osTicket' logo.

5.

[BACK TO MAIN PAGE](#)



**CHRIST**  
COLLEGE AUTONOMOUS  
BENGALURU KERALA

Guest User | [Sign In](#)

[Support Center Home](#) | [Open a New Ticket](#) | [Check Ticket Status](#)

### Open a New Ticket

Please fill in the form below to open a new ticket.

---

**Contact Information**

**Email Address \***

**Full Name \***

Phone Number  
 Ext:

---

**Help Topic**

---

**Ticket Details**  
 Please Describe Your Issue

**Issue Summary \***

## KOHA -LIBRARY

1.


[←](#) [→](#) [↻](#) Not secure | library.christcln:8080/cgi-bin/koha/mainpage.pl

Apps You are signed in as... KATTINARIKE | Roy...

Reading list

[Circulation](#) [Patrons](#) [Search](#) [Cart](#) [More](#)

[librarian](#) | [Christ College Library](#) | [Help](#)



Enter patron card number or partial name:

[Check out](#) [Check in](#) [Renew](#) [Search patrons](#) [Search the catalog](#)

**Home**

**News**

**Welcome to Koha**

Welcome to Koha. Koha is a full-featured open-source ILS. Developed initially in New Zealand by Katipo Communications Ltd and first deployed in January of 2000 for Horowhenua Library Trust, Koha is currently maintained by a team of software providers and library technology staff from around the globe.

Posted on 10/29/2007 Edit | Delete | New

---

**What's Next?**

Now that you've installed Koha, what's next? Here are some suggestions:

- [Read Koha Documentation](#)
- [Read/Write to the Koha Wiki](#)
- [Read and Contribute to Discussions](#)
- [Report Koha Bugs](#)
- [Submit Patches to Koha using Git \(Version Control System\)](#)
- [Chat with Koha users and developers](#)

Posted on 10/29/2007 Edit | Delete | New

**Circulation**

**Patrons**

**Advanced search**

**Lists**

**Authorities**

**Cataloging**

**Serials**

**Acquisitions**

**Reports**

**Tools**

**Koha administration**

**About Koha**

2.

[BACK TO MAIN PAGE](#)

← → ↻ ⚠ Not secure library.christci.in:8080/cgi-bin/koha/about.pl

Apps You are signed in as... KATTINARIKE | Roy... Reading list

Circulation Patrons Search Cart More ▾

librarian | Christ College Library ▾ Help

Home > About Koha

## About Koha

Server information Perl modules System information Koha team Licenses Translations Timeline

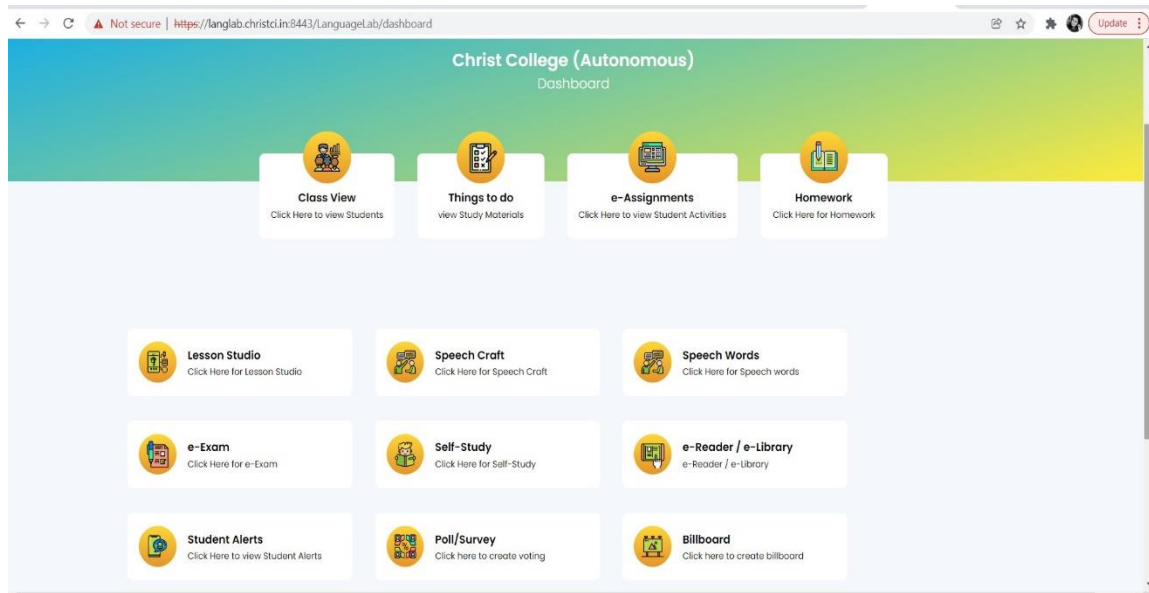
### Server information

Koha version:	21.05.05.003
OS version (uname -a):	Linux koha 5.11.0-41-generic #45~20.04.1-Ubuntu SMP Wed Nov 10 10:20:10 UTC 2021 x86_64
Perl interpreter:	/usr/bin/perl
Perl version:	5.030000
Perl @INC:	/usr/share/koha/lib /usr/share/koha/installer /usr/share/koha/lib/installer /etc/perl /usr/local/lib/x86_64-linux-gnu/perl/5.30.0 /usr/local/share/perl/5.30.0 /usr/lib/x86_64-linux-gnu/perl/5.30 /usr/share/perl5 /usr/lib/x86_64-linux-gnu/perl/5.30 /usr/share/perl/5.30 /usr/local/lib/site_perl /usr/lib/x86_64-linux-gnu/perl-base /var/lib/koha/library/plugins
MySQL version:	mysql Ver 15.1 Distrib 10.3.31-MariaDB, for debian-linux-gnu (x86_64) using readline 5.2
Apache version:	Server version: Apache/2.4.41 (Ubuntu)
PSGI:	Plack (deployment)
Memcached:	Servers: 127.0.0.1:11211   Namespace: koha_library   Status: running.   Config read from: koha-conf.xml

[BACK TO MAIN PAGE](#)

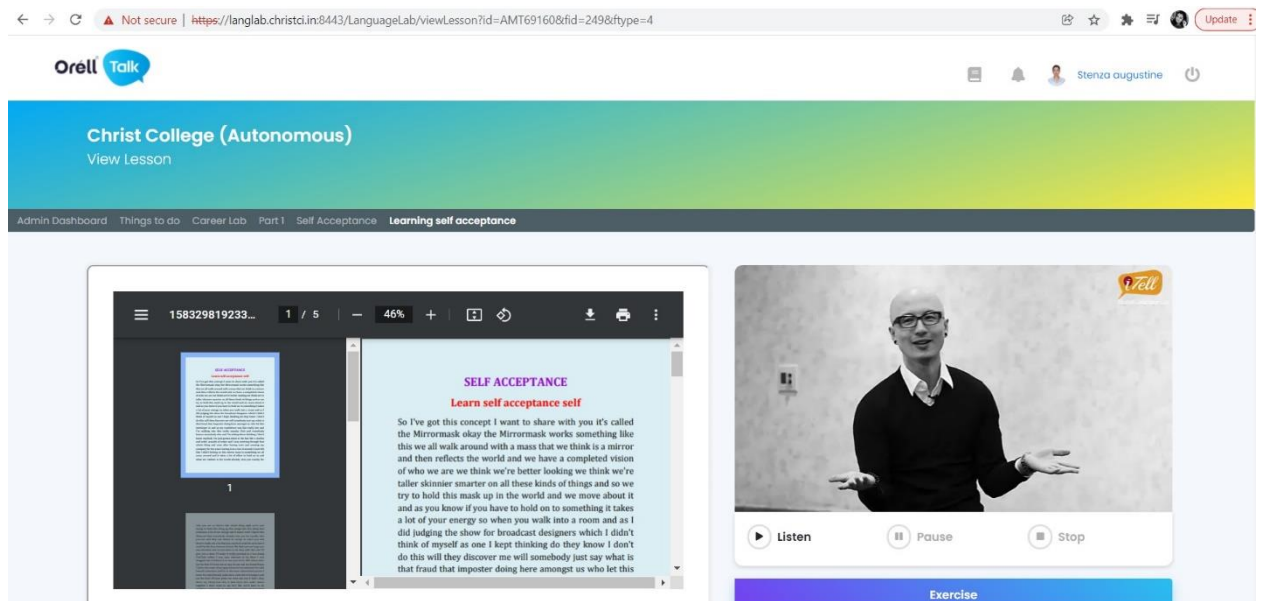
## LANGUAGE LAB

### TEACHER LOGIN DASHBOARD:



The dashboard of Teacher log in page shows icons like Lesson Studio, Speech Craft, Speech Words etc to guide the teacher to select the desired language lab feature in one click.

### CAREER LAB:



The Career Lab offers great content to improve self confidence and grace in public speaking and the teacher can train his or her students by providing these to students.

[BACK TO MAIN PAGE](#)

## SPEECH CRAFT:

Christ College (Autonomous)  
Speech Craft

Admin Dashboard Speech Craft Speech craft Module Speech Craft Part 1 - (Global English) GRETA THUNBERG: How Dare You

**SPEECH CRAFT**  
**GRETA THUNBERG - HOW DARE YOU**

My message is that we'll be watching you? This is all wrong. I shouldn't be up here. I should be back in school, on the other side of the ocean. Yet you all come to us young people for hope. How dare you! You have stolen my dreams and my childhood with your empty words. And yet I'm one of the lucky ones. People are suffering. People are dying. Entire ecosystems are collapsing. We are in the beginning of a mass extinction, and all you can talk about is money, and fairy tales of eternal economic growth. How dare you! For more than 30 years the science has been crystal clear. How dare you continue to look away, and come here saying that you're doing enough when the politics and solutions needed are still nowhere in sight. You saw you hear us and that you

0:00 / 4:31

The Speech Craft option is for showing samples of great speeches by phenomenal speakers to help students know what they should be aspiring for.

## REGISTERED E-EXAM:

The screenshot displays the 'Registered e-Exam' section of the OrellTalk application. The header includes the OrellTalk logo and a user profile for 'Stenzo augustine'. The main content area features a table with the following data:

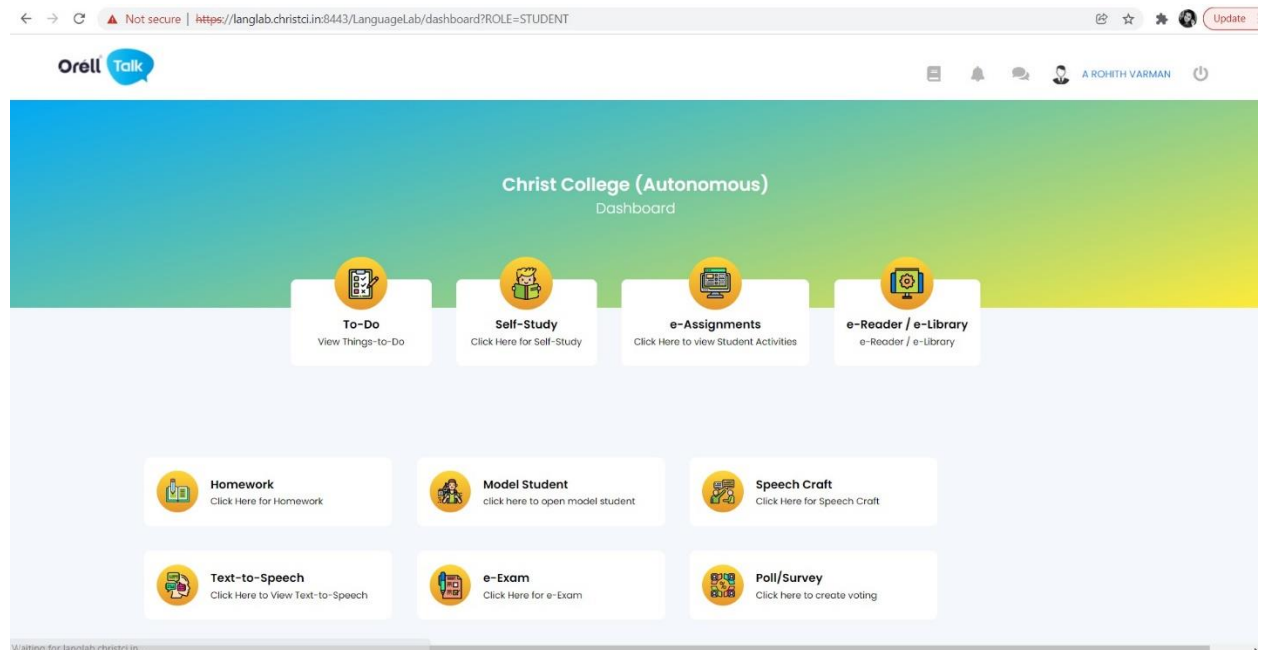
Sl. No.	Exam Name	Total Minutes	Total Mark	Passmark	Actions
1	a test	5	4	null	<a href="#">Assign</a> <a href="#">Share</a> <a href="#">Edit</a> <a href="#">Add User</a> <a href="#">Remove User</a>
2	test2	5	5	null	<a href="#">Assign</a> <a href="#">Share</a> <a href="#">Edit</a> <a href="#">Add User</a> <a href="#">Remove User</a>

Below the table, it indicates 'Showing 1 to 2 of 2 Entries' and provides navigation links for 'Previous' and 'Next'.

E-Exam option helps the teacher to assign a class test for students of a particular class by setting a question paper and uploading it.

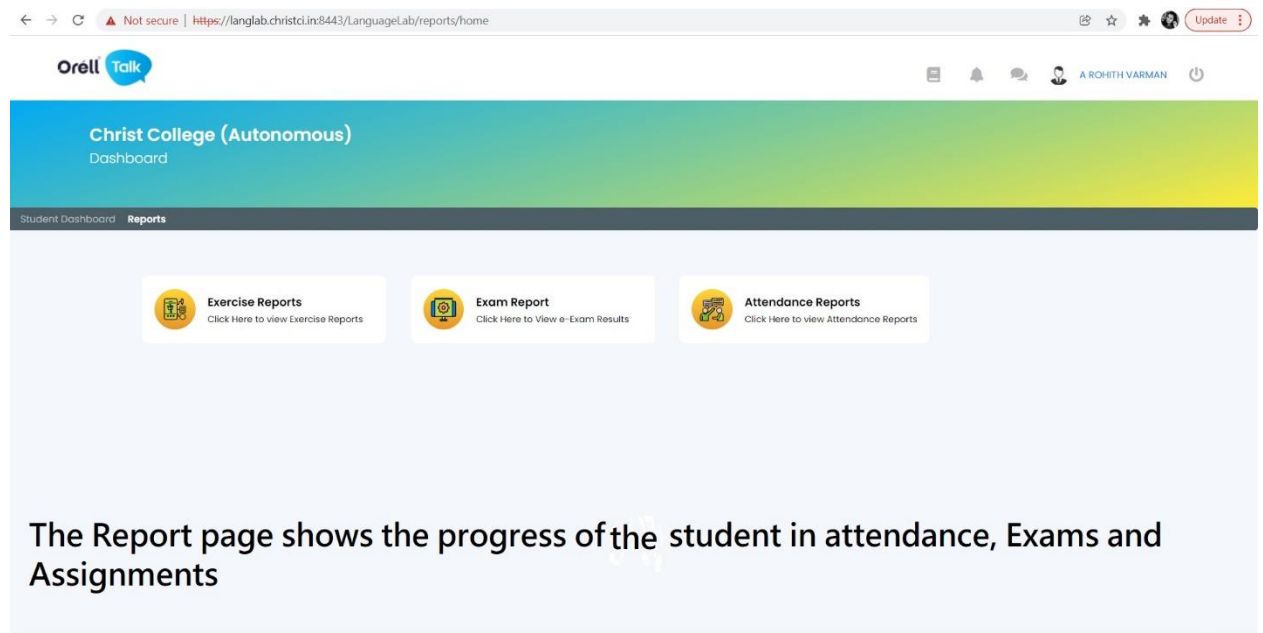
[BACK TO MAIN PAGE](#)

## STUDENT LOGIN DASHBOARD:



The student log in dashboard has icons for doing different assignments given by the teacher.

## REPORTS:

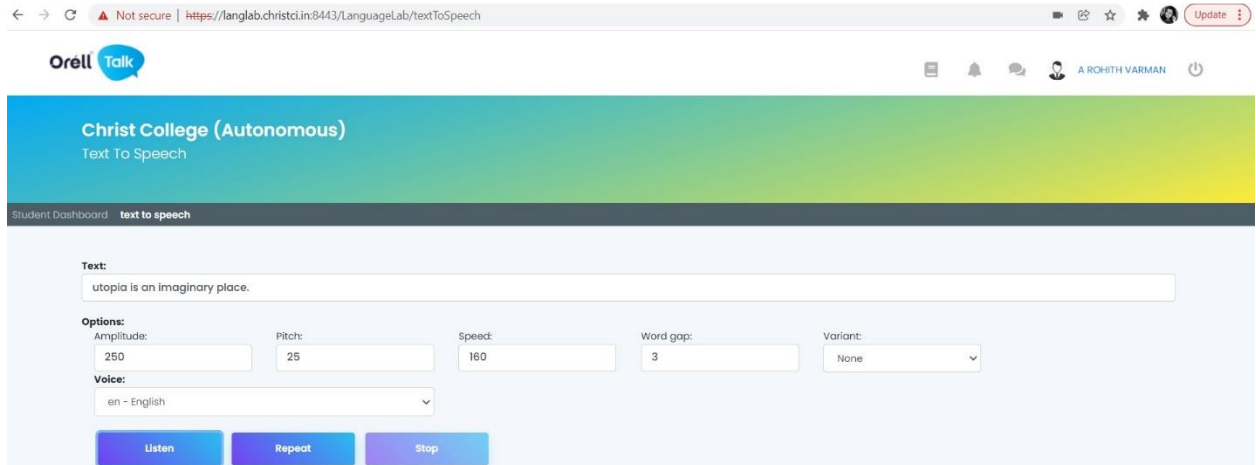


The Report page shows the progress of the student in attendance, Exams and Assignments

[BACK TO MAIN PAGE](#)

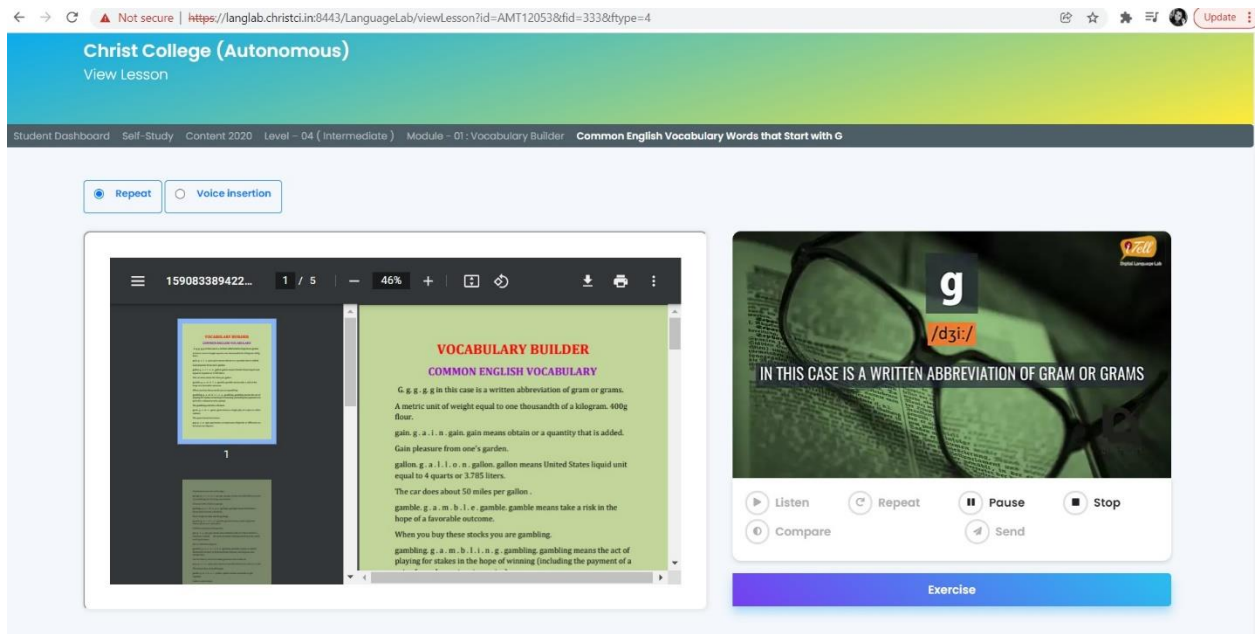


## TEXT TO SPEECH:



The 'Text to Speech' page helps the students to listen to the proper pronunciations of any word in English.

## VIEW LESSON:

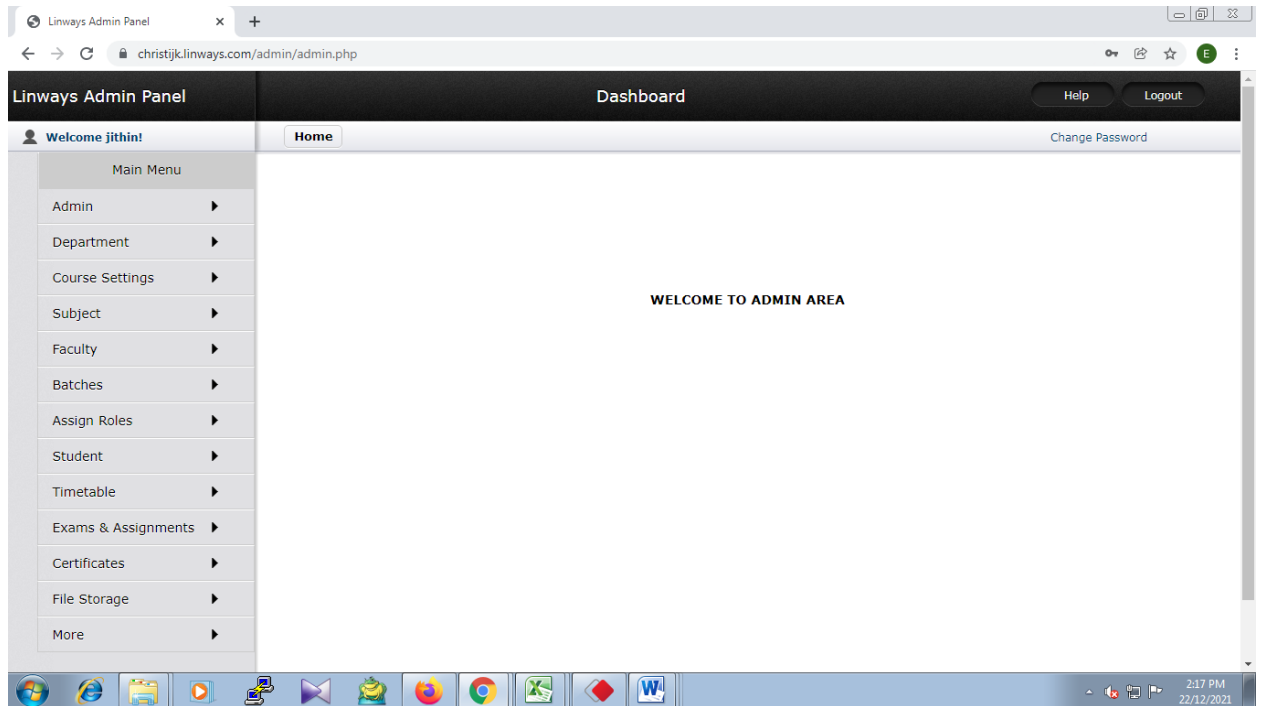


The 'Vocabulary Builder' in the 'Self Study' page enables the students to have improved vocabulary and pronunciation.

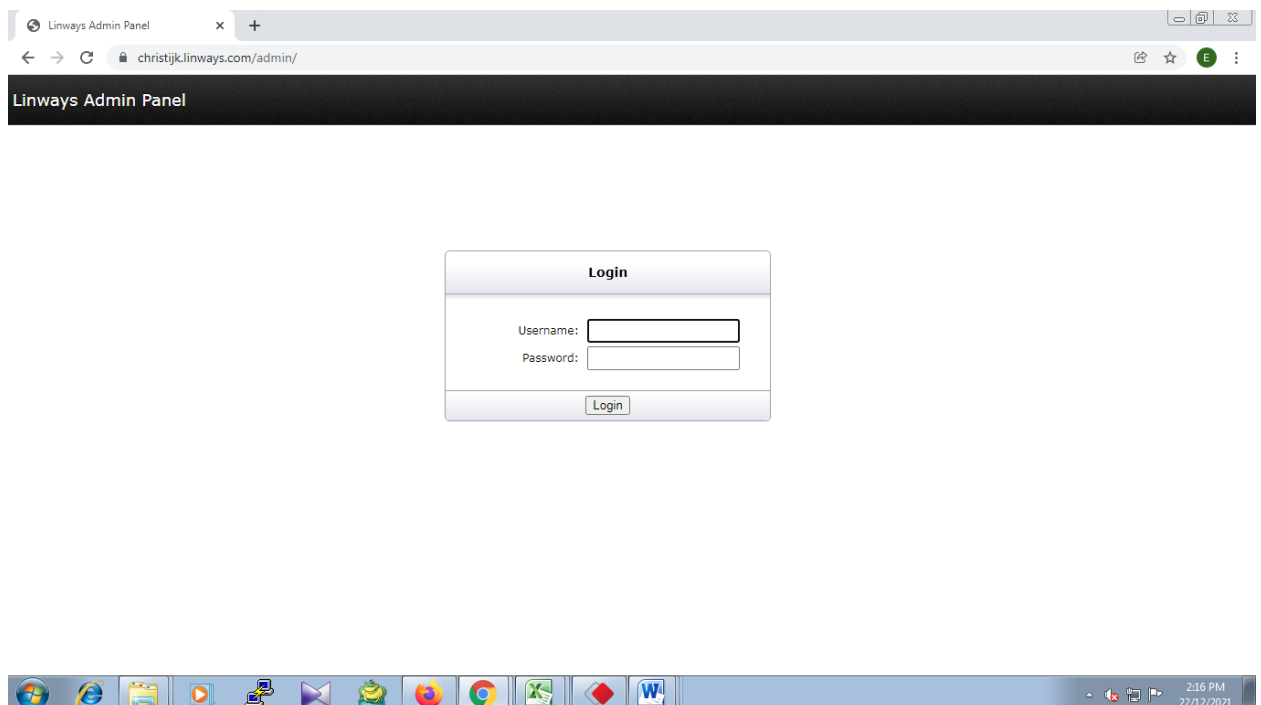
[BACK TO MAIN PAGE](#)

# Linways

## ADMIN HOME PAGE:

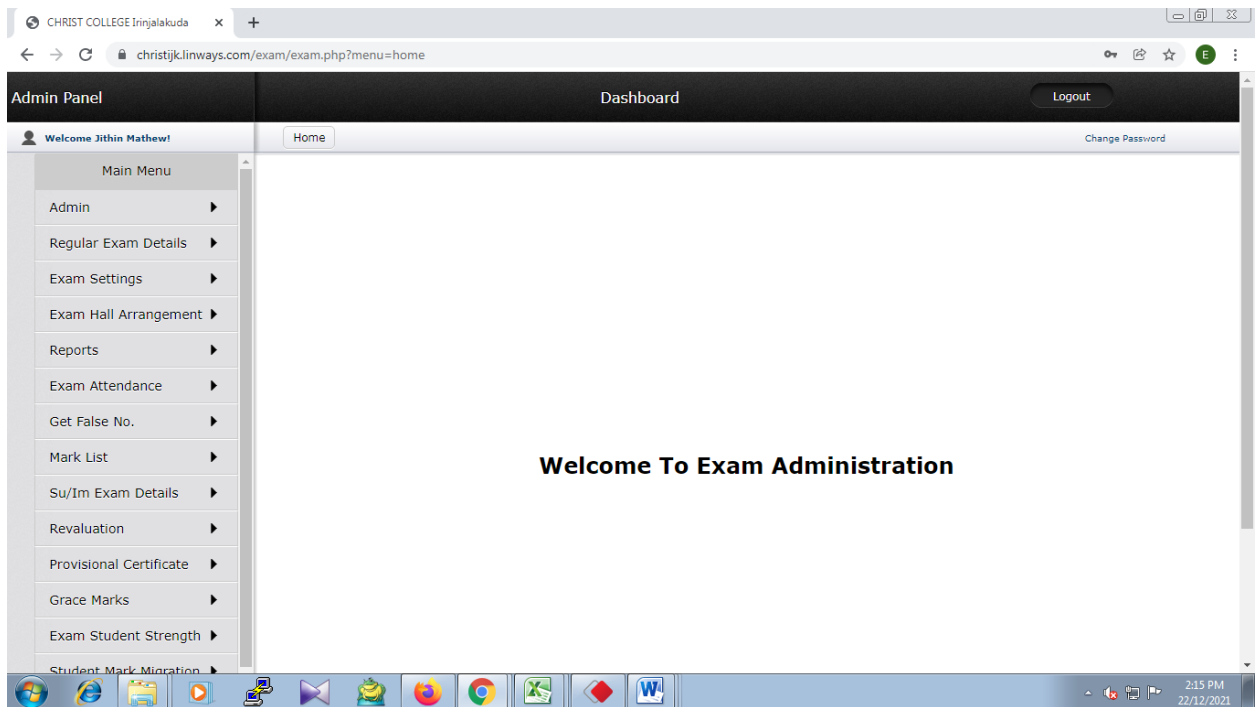


## ADMIN LOGIN PAGE:

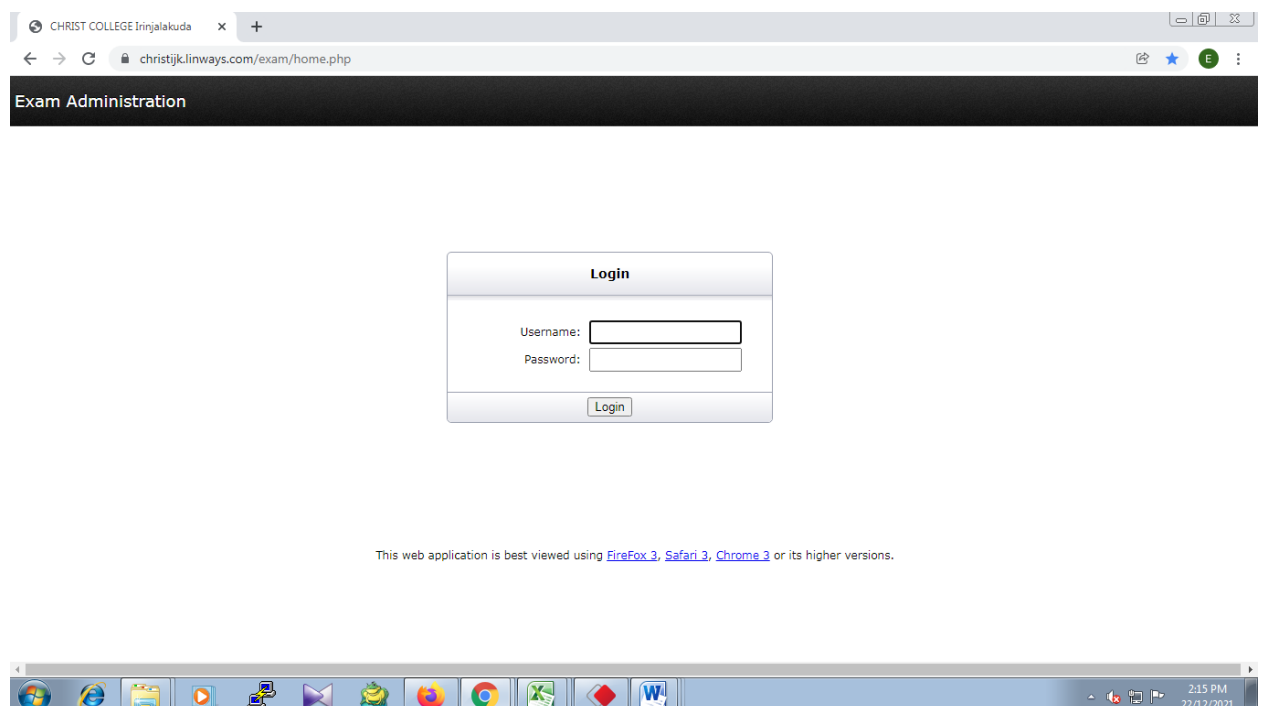


[BACK TO MAIN PAGE](#)

## EXAM ADMINISTRATOR HOME PAGE:

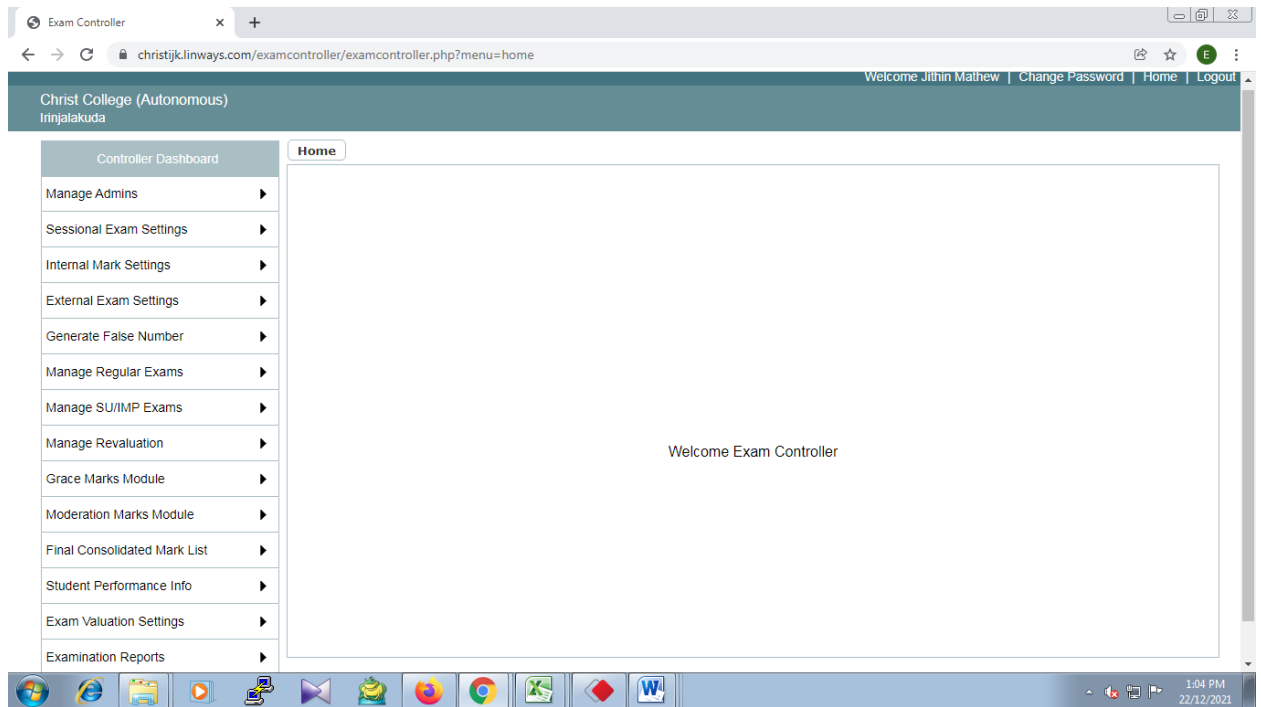


## EXAM ADMINISTRATOR LOGIN PAGE:



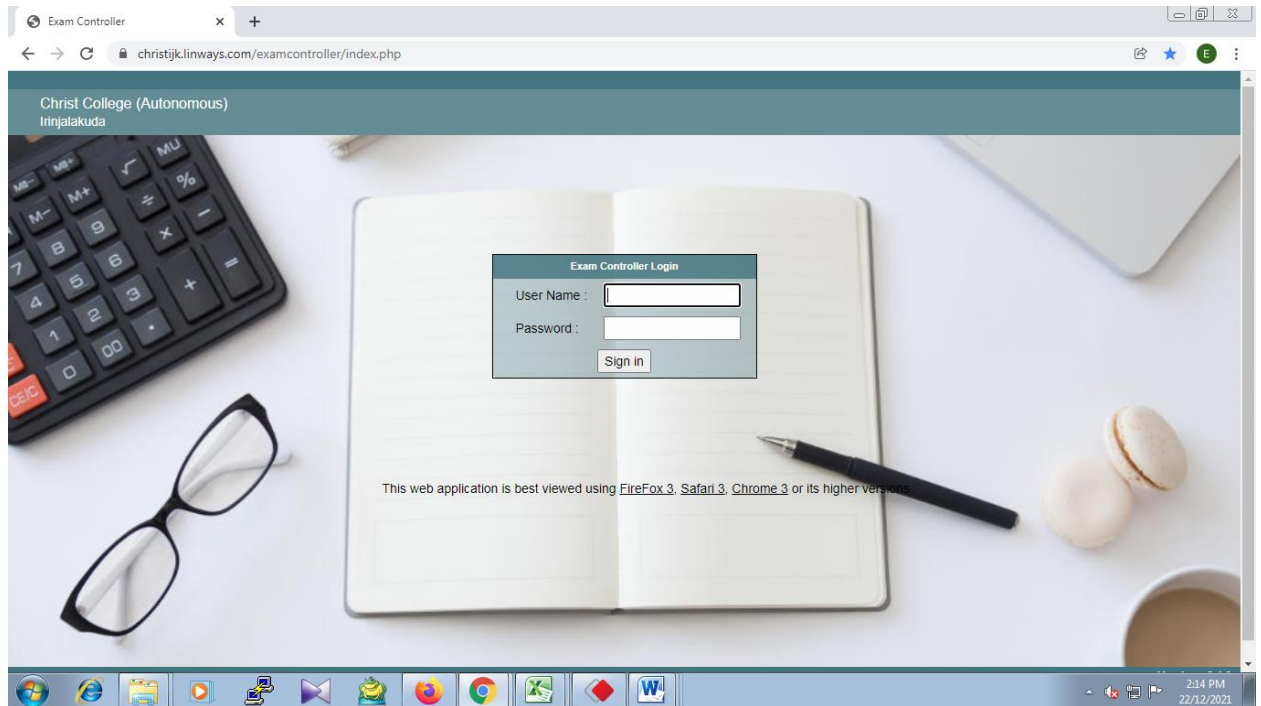
[BACK TO MAIN PAGE](#)

## EXAM CONTROLLER HOME PAGE:



[BACK TO MAIN PAGE](#)

## EXAM CONTROLLER LOGIN PAGE:



[BACK TO MAIN PAGE](#)

## STAFF LOGIN PAGE:

CHRIST COLLEGE (Autonomous) Irinjalakuda

Linways AMS - Convenience and the ability to learn at any place and any time.

**Teacher Benefits**

- ✓ Use course materials previously created.
- ✓ Give assignments and assess them online.
- ✓ Conduct tests and exams online.
- ✓ Put up various notifications and results of tests online.
- ✓ Remark on performance of various students.
- ✓ Online attendance marking and report generation.

**Sign In**

Username

Password

Sign In

Sign in with Google

Forgot Password?

This web application is best viewed using Firefox 3, Safari 3, Chrome 3 or its higher versions.

Powered by Linways Technologies Pvt. Ltd. Product Version : 3.4.0 AUTONOMOUS

## STUDENT HOME PAGE:

CHRIST COLLEGE (Autonomous) Irinjalakuda

Home My performance Documents

**NOTIFICATIONS**

- Assignments
- Announcements
- From Tutor
- Exams

**BATCH: BSC CHE 2020, S3**

Calendar Timetable Subjects Attendance

Examinations Holidays Assignments Multiple Events Special events Quizzes Ordinary events

< today > << December 2021 >> month week

Sun	Mon	Tue	Wed	Thu	Fri	Sat
28	29	30	1	2	3	4
5	6	7	8	9	10	11

Profile Settings My Fees Attendance Electives Assignment Mark My Performance

2:18 PM 22/12/2021

[BACK TO MAIN PAGE](#)

## STUDENT LOGIN PAGE:

The screenshot shows a web browser window with the address bar displaying "christijl.linways.com/student/". The page header identifies the institution as "CHRIST COLLEGE (Autonomous) Irinjalakuda". The main content area features a banner for "Linways AMS - Convenience and the ability to learn at any place and any time." Below this, there are two primary sections: "Student Benefits" and a "Sign In" form. The "Student Benefits" section lists seven advantages, each preceded by a green checkmark. The "Sign In" form includes fields for "Username" and "Password", a "Sign In" button, a "Sign in with Google" button, and a "Forgot Password?" link. To the right of the sign-in form, there is a decorative graphic of hanging Christmas ornaments. At the bottom of the page, a footer states, "This web application is best viewed using FireFox 3, Safari 3, Chrome 3 or its higher versions." The very bottom of the browser window shows a taskbar with various application icons and a system tray indicating the time as 2:17 PM on 22/12/2021.

CHRIST COLLEGE (Autonomous) Irinjalakuda

Linways AMS - Convenience and the ability to learn at any place and any time.

**Student Benefits**

- ✓ Learning convenience.
- ✓ Access course materials.
- ✓ Submit assignments online.
- ✓ Tests appear online.
- ✓ Access to results of various tests.
- ✓ Evaluate or rate the faculty.
- ✓ Easy library access.

**Sign In**

Username

Password

Sign In

Sign in with Google

Forgot Password?

This web application is best viewed using FireFox 3, Safari 3, Chrome 3 or its higher versions.

Powered by Linways Technologies Pvt. Ltd. Product Version :3.4.6 AUTONOMOUS

## MOODLE LMS

### LOGIN PAGE:

The screenshot displays the Moodle LMS login page for Christ College (Autonomous). The page has a blue header with a navigation menu including "HOME", "COURSES", "COLLEGE WEBSITE", "PAREEKSHA BHAVAN", "DSPACE", and "OPEN COURSEWARE". The Christ College logo is prominently displayed on the left. Below the header is a large banner image of the college building. Overlaid on the banner is the text "THE BEST SOLUTION" and "Education on awesome unique moodle theme.", accompanied by a "KNOW MORE" button. The bottom of the banner features a large "CHRIST" logo.

CHRIST COLLEGE (AUTONOMOUS) IRINJALAKUDA, KERALA Reaccredited by NAAC with 'A' grade

HOME COURSES COLLEGE WEBSITE PAREEKSHA BHAVAN DSPACE OPEN COURSEWARE

THE BEST SOLUTION  
Education on awesome unique moodle theme.

KNOW MORE

CHRIST COLLEGE (AUTONOMOUS)

[BACK TO MAIN PAGE](#)

## TEACHER LOGIN:

The screenshot shows a web interface for a teacher's login. At the top, there is a black header bar with a hamburger menu icon on the left and a user profile section on the right labeled "Linto George" with a dropdown arrow. Below the header is a blue banner. The main content area is titled "MY COURSES" with a book icon. It displays three course cards:

- PGFC PG FOUNDATION COURSE**: Includes a thumbnail image and lists teachers: Linto George, Jomesh Jose, Minu Mary, VANDHANATH V, and Dr Seena V.
- MSCCOMP20 MSc Computer Science Entrance 2020**: Includes the text "Entrance Examination for M.Sc Computer Science 2020" and lists teachers: Viji Viswanathan FACULTY and Linto George.
- BCA2018 BCA**: Includes a thumbnail image and lists teachers: Sini Comp sci, Joju Sebastian Computer Science, and Viji Viswanathan FACULTY.

## SEMESTER WISE COURSE:

The screenshot shows a web interface for a semester-wise course. At the top, there is a black header bar with a close icon (X) on the left and a user profile section on the right labeled "Linto George" with a dropdown arrow. Below the header is a blue banner with the Christ College (Autonomous) logo and the text "CHRIST COLLEGE (AUTONOMOUS) IRINJALAKUDA, KERALA Reaccredited by NAAC with 'A' grade". The main content area is titled "BCA" and includes a breadcrumb trail "Home / My courses / BCA2018" and a "Turn editing on" button. A left sidebar contains a list of course topics: Participants, Badges, Competencies, Grades, WELCOME TO FOURTH SEMESTER, Network (Linto George), MICROPORCESSOR AND ITS APPLICATION(VII), Principles of Software Engineering (Joju Sebastian), Topic 4, and Web Programming Using. The main content area displays "WELCOME TO FOURTH SEMESTER" and a list of announcements: Announcements, Attendance, July Attendance 2020, August Attendance 2020, September Attendance 2020, and October Attendance 2020.

[BACK TO MAIN PAGE](#)



## OBE DeQ

### LOGIN PAGE:

deQ OBE

**Sign In**  
Enter your username and password to access account.

Username  
leyon.varghese

Password [Forgot your password?](#)  
••••••••

☐ Remember me


Log In

deQ OBE

“ IPSR Solutions Limited. Redefining the excellence . ”

- Team IPSR

[BACK TO MAIN PAGE](#)


**deQ OBE**


[Home](#) | [deQ OBE 1.0](#)

[Course: Cell Biology/Immunology/Evolution](#)

[Login](#)

# deQ OBE

deQ OBE is a pioneering OBE Solution that helps to assess the attainment of outcomes at different levels and provide a variety of insightful reports.



The screenshot displays the deQ OBE PSO Scheme Administration interface. The sidebar on the left contains navigation links: Dashboards, Administration, OBE Scheme, Academic Live, Course Allocation, and Student Enroll. The main content area is titled 'PSO Scheme Administration' and includes buttons for 'Add PSO Scheme', 'Template', 'Upload', and 'Delete'. Below these buttons, there is a 'Display' dropdown set to '20' and a search bar. A table lists the following schemes:

	Year	Programme	Scheme	Outcome
<input checked="" type="checkbox"/>	2019	M.Sc. Botany	PSO Scheme M.Sc. Botany: 2019	9
<input checked="" type="checkbox"/>	2019	M.Sc. Chemistry - Aided	PSO Scheme M.Sc. Chemistry: 2019	4
<input checked="" type="checkbox"/>	2019	M.Sc. Zoology	PSO Scheme M.Sc. Zoology : 2019	5
<input checked="" type="checkbox"/>	2019	M.Sc. Physics - Aided	PSO Scheme M.Sc. Physics: 2019	5
<input checked="" type="checkbox"/>	2019	M.Sc. Applied Geology	PSC Scheme M.Sc. Applied Geology: 2019	9
<input checked="" type="checkbox"/>	2019	M.A. History	PSO Scheme MA History: 2019	2

At the bottom, it indicates 'Showing pso schemes 1 to 6 of 6'.

---

## FACULTY ADMINISTRATION:

The screenshot shows the deQ OBE User(Faculty) Administration interface. The left sidebar contains navigation links for Dashboards, Faculty, HoD, General, OBE Scheme, Academic Live, Course Allocation, and Student Enroll. The main content area displays a table of faculty members with columns for Name, Username, Profile, Mobile, and Email. The user is logged in as leyonv.

Name	Username	Profile	Mobile	Email
Aarsha Ajayan	aarsha.ajayan		9567086188	aarsha@christcollegeijk.edu.in
Abhijna P S	abhijna.ps		8078752778	abhijnaps@christcollegeijk.edu.in
Abhilash Peter	abhilash.peter		9747018791	abhilashpeter@christcollegeijk.edu
Adeela V N	adeela.vn		8137018209	vnadeela@gmail.com
Ajeesh George	ajeesh.george		9633685067	ajeeshkg9@gmail.com
Ajith R	ajith.r		8281211394	ajith@christcollegeijk.edu.in
Akhila P J	akhila.pj		7012839264	jaisonakhila@gmail.com

## QUESTION BANK

### LOGIN PAGE:

QnSmart Examination Software 6.5.2

Home Login

CHRIST COLLEGE (AUTONOMOUS),IRINJALAKUDA

QnSmart Examination Software 6.5.2

CHRIST COLLEGE (AUTONOMOUS),IRINJALAKUDA  
qnsmart@ipsrsolutions.com

[BACK TO MAIN PAGE](#)

## COURSE LIST:

### QnSmart Examination Software 6.5.2


Profile Question Bank OBE Logout

CSS2C07  
OPERATING SYSTEM CONCEPTS  
Opened On : 06-01-2022 00:00:00  
Closes On : 10-02-2022 23:59:00

CHRIST COLLEGE (AUTONOMOUS), IRINJALAKUDA  
qnsmart@ipsolutions.com

## BIOMETRIC PUNCHING

1.



[BACK TO MAIN PAGE](#)



TALLY

1.

GST TAX INVOICE								
<b>INFOTECH SOLUTIONS</b> <small>(Certified Tally Sales &amp; Implementation Partner)</small> T.C. - 2/17348/19, 3rd Floor UNITY BUILDING, Ayyanthole Road West Fort Junction, Thrissur - 680 004, Tel: 9447330389, Fax: 9447105799, 9447330389 Web : www.tallyinfotech.com GSTIN/UIN: 32AADF10610B1Z3 State Name : Kerala, Code : 32 E-Mail : tallyinfotech@gmail.com				Invoice No. <b>P/0009/2021-22</b>		Dated <b>12-Apr-2021</b>		
Buyer <b>The Principal</b> <b>Christ College [ Autonomous ]</b> <b>Irinjalkkuda North.P.O.</b> <b>Thrissur - 680 125.</b> State Name : Kerala, Code : 32 Place of Supply : Kerala				Delivery Note <b>&lt;</b>		Mode/Terms of Payment <b>Immediate</b>		
				Supplier's Ref. <b>787451598 TallyPrime Silver</b>		Other Reference(s)		
Contact person : Prasanth - Librarian Contact : 9447330389, 9447330389, 9447330389 E-Mail : bursaroffice@christcollegek.edu.in				Buyer's Order No. <b>Verbal : Mr. Prasanth</b>		Dated <b>12-Apr-2021</b>		
				Despatch Document No.		Delivery Note Date		
Despatched through <b>By Email</b>				Destination <b>Irinjalkkuda North.P.O.</b>				
				Terms of Delivery <b>Immediate</b>				
Sl No	Description of Goods	HSN/SAC	GST Rate	KFC Rate	Quantity	Rate	per	Amount
1	<b>TallyPrime Silver - Single User Edition</b> SL.No: 787451598 Key : 476P846NQ Email: bursaroffice@christcollegek.edu.in Tally.NET: Tally@infotech Password (Case sensitive): SB4JKYMH	85238020	18 %	1 %	1 Nos	18,000.00	Nos	18,000.00
	CGST							1,620.00
	SGST							1,620.00
	Kerala Flood Cess							180.00
Total						1 Nos		₹ 21,420.00
Amount Chargesable (in words) <span style="float: right;">E. &amp; O.E</span>								
Indian Rupees Twenty One Thousand Four Hundred Twenty Only								
HSN/SAC		Taxable Value	Central Tax		State Tax		Total	
		Value	Rate	Amount	Rate	Amount	Tax Amount	
85238020		18,000.00	9%	1,620.00	9%	1,620.00	3,240.00	
Total		18,000.00		1,620.00		1,620.00	3,240.00	
Tax Amount (in words) : Indian Rupees Three Thousand Two Hundred Forty Only								
Company's VAT TIN		: 32081462111						
Company's CST No.		: 32081462111C						
Company's PAN		: AADF10610B						
Declaration				Company's Bank Details				
We declare that this invoice shows the actual price of the goods described and that all particulars are true and correct.				Bank Name : HDFC Bank Ltd.				
				A/c No. : 00572560001203				
				Branch & IFS Code : Palace Road, Thrissur 680 003. & HDFC0000057				
Customer's Seal and Signature				for INFOTECH SOLUTIONS				
				Authorised Signatory				
SUBJECT TO THRISSUR JURISDICTION								
This is a Computer Generated Invoice								

[BACK TO MAIN PAGE](#)

2.

TallyPrime  
SILVER

MANAGE  
K: Company  
Y: Data  
Z: Exchange  
G: Go To

O: Import  
E: Export  
M: E-mail  
P: Print  
F1: Help

Gateway of Tally

CURRENT PERIOD  
1-Apr-21 to 31-Mar-22

CURRENT DATE  
Friday, 3-Dec-2021

NAME OF COMPANY  
Christ College(Autonomous) Irinjalakuda 2021 - 2022

DATE OF LAST ENTRY  
3-Dec-21

Gateway of Tally

MASTERS  
Create  
Alter  
Chart of Accounts

TRANSACTIONS  
Vouchers  
Day Book

UTILITIES  
Banking

REPORTS  
Balance Sheet  
Profit & Loss A/c  
Ratio Analysis  
Display More Reports

Quit

F2: Date

F3: Company